

# CAASPP Student Practice Test

Go to [www.caaspp.org](http://www.caaspp.org) Click on the Practice & Training Tests.

The screenshot shows the CAASPP Portal homepage. At the top, there is a navigation bar with links for Home, About, Test Administration, TA Resources, Training, FAQs, Calendar, and System Status. Below the navigation bar is a banner image of children in a classroom. To the right of the banner is an 'Important' section with links for System Status Alert, Known Issues Log, and Register for Weekend Operational Scoring Workshop. Below the banner is a grid of buttons: Test Operations Management System (TOMS), Test Administrator Interface, Practice & Training Tests (highlighted with a red arrow), Smarter Balanced Digital Library, Secure Browsers, Online Reporting System (including Completion Status), STARS, and Smarter Balanced Interim Assessments. Below the grid is a 'Latest News and Tips for the CAASPP Administration' section with four numbered items. To the right of the news section is a 'Help for LEA CAASPP Coordinators' box with contact information and an 'Additional Resources' section.

The screenshot shows the 'Online Practice and Training Tests' page. At the top is the CAASPP logo and the text 'California Assessment of Student Performance and Progress'. Below the logo is a navigation bar with links for Home, About, Test Administration, TA Resources, Training, FAQs, and Calendar. Below the navigation bar is the breadcrumb 'Home > Online Practice and Training Tests'. The main heading is 'Online Practice and Training Tests'. Below the heading is the text 'To access the online Practice and Training Tests, please select a button below.' There are three buttons: 'Test Administrator and Test Examiner Practice and Training Site' (with an apple icon), 'Test Administrator and Test Examiner Resources for Practice and Training Tests' (with a book icon), and 'Student Interface Practice and Training Tests' (with an icon of a student and a teacher at a laptop, highlighted with a red arrow). Below each button is a paragraph of text explaining who should use that button.

**Test Administrator and Test Examiner Practice and Training Site**

If you are a test administrator or test examiner, select this button to access the online Practice and Training Site for test administrators and test examiners.

**Test Administrator and Test Examiner Resources for Practice and Training Tests**

If you are a test administrator or test examiner, select this button to access resources for the online Practice and Training Tests.

**Student Interface Practice and Training Tests**

If you are a student, select this button to access the Practice and Training Tests for the online tests.

## Please Sign In

### Guest User

State-SSID:   
(ex: CA-9999999123)

First Name:

### Guest Session

Session ID:  -  -

#### For Students:

1. Uncheck the Guest User and Guest Session checkboxes.
2. Enter your first name into the First Name box.
3. Enter your two-digit state code and your SSID into the State-SSID box.
4. Enter the Session ID that your TA gave you.
5. Click [Sign In].

#### Guest Users:


To log in to the Practice and Training Tests, simply select [Sign In], then navigate through the login screens.

[Run Diagnostics](#)

Browser: Chrome v49

Welcome to the Training Test site. You can use this site to take practice and training tests. Some questions require you to select one answer, others require you to type a short answer, draw a picture, or complete another type of open-ended task.

To access this site, use Mozilla Firefox 10+, Safari 5+, Chrome 31+, Internet Explorer 10 or 11, or the Secure Browser.



Choose your grade & click yes.

## Is This You?

Please review the following information.

SSID: GUEST 0

First Name: GUEST

Grade:









School: GUEST School

State: GUEST State

Choose your practice test.

## Your Tests

Select the test you need to take.

 <b>Start CAA ELA Training Test</b> This is opportunity 1 of 99	 <b>Start CAA Math Training Test</b> This is opportunity 1 of 99
 <b>Start Grade 5 ELA Practice Test</b> This is opportunity 1 of 99	 <b>Start Grade 5 ELA Performance Task</b> This is opportunity 1 of 99
 <b>Start Grade 5 Math Practice Test</b> This is opportunity 1 of 99	 <b>Start Grade 5 Math Performance Task</b> This is opportunity 1 of 99
 <b>Start Grades 3-5 ELA Training Test</b> This is opportunity 1 of 99	 <b>Start Grades 3-5 Math Training Test</b> This is opportunity 1 of 99

[Back to Login](#)

## Choose Settings:

### Grade 5 ELA Practice Test

Language:

Strikethrough:

Highlighter:

American Sign Language:

Masking:

Mark for Review:

Color Contrast:

Streamline:

Text-to-Speech:

Translations (Glossaries):

Expandable Passages:

Closed Captioning:

Permissive Mode:

Zoom:

Student Comments:

[Go Back](#) [Select](#)

## Is This Your Test?

Session ID: GUEST SESSION

### Grade 5 ELA Practice Test

Language: English  
Strikethrough: On  
Highlighter: On  
American Sign Language: Off  
Masking: Masking Not Available  
Mark for Review: On  
Color Contrast: Black on White (default)  
Streamline: Off  
Text-to-Speech: No Text-to-Speech  
Translations (Glossaries): English Glossary  
Expandable Passages: Expandable Passages On  
Closed Captioning: Closed Captioning Not Available  
Permissive Mode: Permissive Mode Disabled  
Zoom: No default zoom applied  
Student Comments: Notepad

If the test name and settings are correct, choose [Yes, Start My Test]. If not, choose [No].

## Sound Check



Click on the sound icon to hear the sound.

If you hear the sound, click [Yes]. If not, click [No].

## Test Instructions and Help

Click the question mark button to access this Help Guide at any time during your test. Scroll down for more information.

### Contents

- Smarter Balanced Assessments:
  - [Overview of the Test Site for Smarter Balanced Assessments](#)
  - [Test Rules for Smarter Balanced Assessments](#)
  - [About Print-on-Demand and Text-to-Speech for Smarter Balanced Assessments](#)
- California Alternate Assessments:
  - [Overview of the Test Site for California Alternate Assessments](#)
  - [Test Rules for California Alternate Assessments](#)
  - [About Print-on-Demand for California Alternate Assessments](#)

Read the text. Then answer the questions.

**A Cure for Carlotta**  
by Bart King

A boy stood on deck and sniffed the salty sea air as the ship pitched back and forth. The smell of the sea was familiar and comforting. The boy's earliest memories were of being at sea with his father. They would fish for hours, just the two of them, surrounded by the blue waters of the Mediterranean Sea.

Now Enzo and his family were on a giant ship crossing the Atlantic. Also on board were hundreds of other people, mostly Italians like Enzo's family. There were more people on board than lived in his entire village back home in Trevilla.

Enzo clattered down the iron steps to the steerage deck and dove into his bunk. He rested his head against his pillow. Trevilla wasn't his home anymore. Gone was the fishing boat. Gone was the Mediterranean blue that he'd always taken for granted. Who knew what kind of home America would be?

One of the passengers was a girl named Carlotta. Her family was from Rome. Carlotta had been quick to tell him this on the first day of the voyage. "New York will not be so different from Rome," Carlotta had said. "They are both great cities, but of course Rome is better. My father has already been to America twice. He is going to open a big department store downtown. My father had a successful business in Rome; all the wealthy ladies would buy from him."

Carlotta loved to talk about herself, her family, and the rich and powerful people they knew. With so many hours to fill, Enzo did not mind. He noticed—but didn't really mind—that she never asked about him or his family. Enzo was especially hungry for any details about America. He loved hearing Carlotta's tales about life in a big city. It sounded exciting and a little scary.

Today, Carlotta was unusually quiet. Her face was pale, and she clutched her stomach with one hand and the ship's rail with the other. "Up and down, up and down, will it never stop?" she groaned.

Enzo took Carlotta's hand from the rail. He pressed his fingers on the inside of her wrist, an inch or so from the palm of her hand. "Press this place here, on your wrist," Enzo said.

Carlotta looked at him miserably. Enzo could tell that only her illness kept her from arguing with him. How well he knew that look on her face. He'd seen it on the faces of many fishermen. He smiled encouragingly. "That's right. Keep pressing."

1

Which sentences **best** support the idea that the sea is important to Enzo and his family? Select **two** options.

- "They would fish for hours, just the two of them, surrounded by the blue waters of the Mediterranean Sea."
- "The boy's earliest memories were of being at sea with his father."
- "Now Enzo and his family were on a giant ship crossing the Atlantic."
- "Gone was the fishing boat."
- "Enzo explained that his father had come from a long line of fishermen who had passed down the remedy for seasickness."
- "He explained that they were sailing to meet his mother's brothers."

2

Which statement **best** summarizes the central idea of the text?

- Ⓐ Traveling by ship is difficult and causes sickness.
- Ⓑ Carlotta feels very ill on the ship and Enzo knows how to help her.
- Ⓒ There are more people on the ship than live in the entire Italian village where Enzo is from.
- Ⓓ Traveling to an unfamiliar country is more interesting when the experiences are shared with a new friend.

3

Read the sentence from the text. Then, answer the question.

A boy stood on deck and sniffed the salty sea air as the ship pitched back and forth.

What does the use of the word pitched suggest?

- Ⓐ sudden dip
- Ⓑ calm rocking
- Ⓒ jerking motion
- Ⓓ forward movement